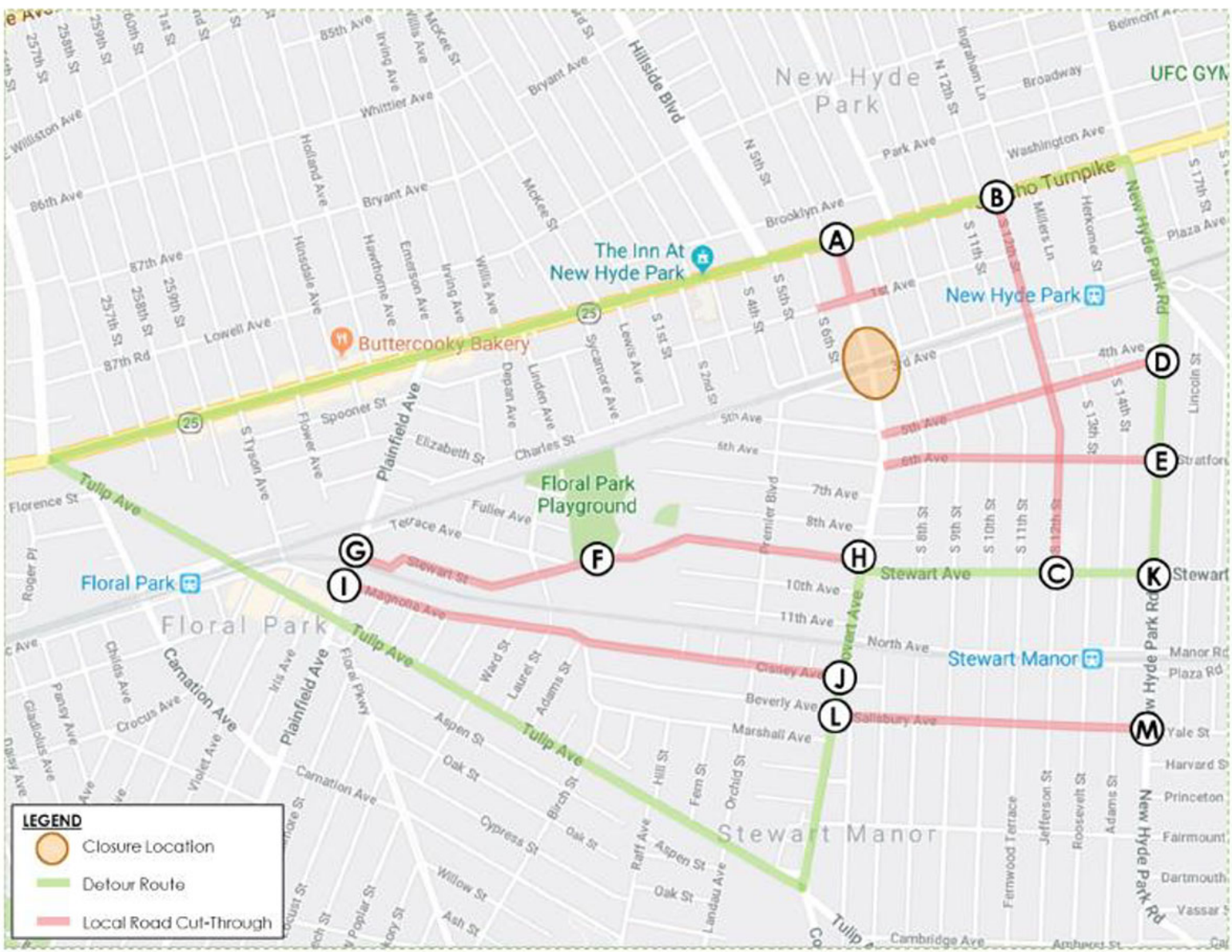





COVERT AVENUE DETOUR PLAN

Figure 5 Local Mitigation Options Map



LEGEND

-  Closure Location
-  Detour Route
-  Local Road Cut-Through

- Local Roadway Mitigation Options**
- A. Prevent EB right turns and WB left turns from Jericho Turnpike onto Covert Ave to stop vehicles who get stuck at the closure and subsequently turn onto 1st Avenue. Cone off of turn bays. "No Outlet" signs should be placed.
 - B. Prevent EB right turns and WB left turns from Jericho Turnpike onto S 12th St. Cone off of turn bays.
 - C. Prevent EB left turns and WB right turns from Stewart Ave onto S 12th St.
 - D. Prevent SB right turns and NB left turns from New Hyde Park Rd onto 5th Ave.
 - E. Prevent SB right turns and NB left turns from New Hyde Park Rd onto 6th Ave.
 - F. Close Stewart St east of Floral Park Playground/DPW facility to prevent unnecessary through traffic from utilizing this road.
 - G. Place "No Outlet Road Closed" signs to deter EB through traffic from using Stewart St.
 - H. Place "No Outlet Road Closed" signs to deter WB through traffic from using Stewart St.
 - I. Prevent SB left turns from Plainfield Ave onto Magnolia Ave.
 - J. Prevent SB right turns from Covert Ave onto Disney Ave.
 - K. Update signal head to allow for exclusive EB left turn phase. This will alleviate queues on Stewart Ave.
 - L. Prevent NB right turns from Covert Ave onto Salsbury Ave.
 - M. Prevent SB right turns from New Hyde Park Rd onto Salsbury Ave.
- Options for Whole Network**
- Any turning restrictions can be in place at all times or only during peak hours.
 - Place truck restrictions on all residential streets and enforce with police presence.
 - Create resident only streets in extreme cases. Residents will have special hang tags in their cars that will be easily noticeable for police enforcement.
- Regional Education Signage**
- Signage can be placed on major roadways outside of the construction area instructing drivers to avoid the network all together.
 - Variable message signage can be placed and existing variable message signage can be utilized.
 - Specific roads outside of the construction area could be recommended for use (e.g., Nassau Blvd).
 - Recommended signage locations are Hempstead Turnpike, Jericho Turnpike, Cross Island Parkway, Nassau Blvd.