300 S 12th Street New Hyde Park, New York

Martin A. Passante **Architect**

178 Bayview Ave.
Northport, New York 11768
telephone. 631.747.1114
fax. 631.532.1315

Location Plan

Plot Plan

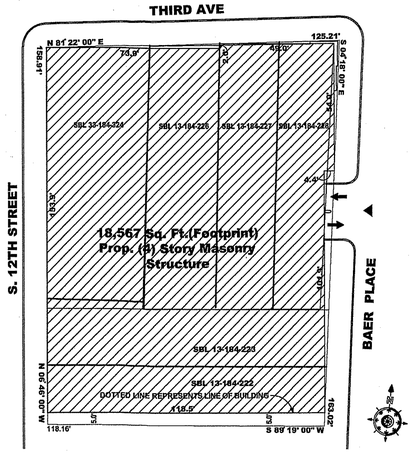

Architectural

C-100	Cover Sheet
SP-100	Site Plan
SP-101	Site Amenities
A-001	Lower Level Plans
A-100	First Floor Construction Plan
A-200	Second Floor Construction Plan
A-300	Third Floor Construction Plan
A-400	Fourth Floor Construction Plan
A-500	Exterior Elevations
A-501	Exterior Elevations
A-550	Building Section
A-600	Roof Plan

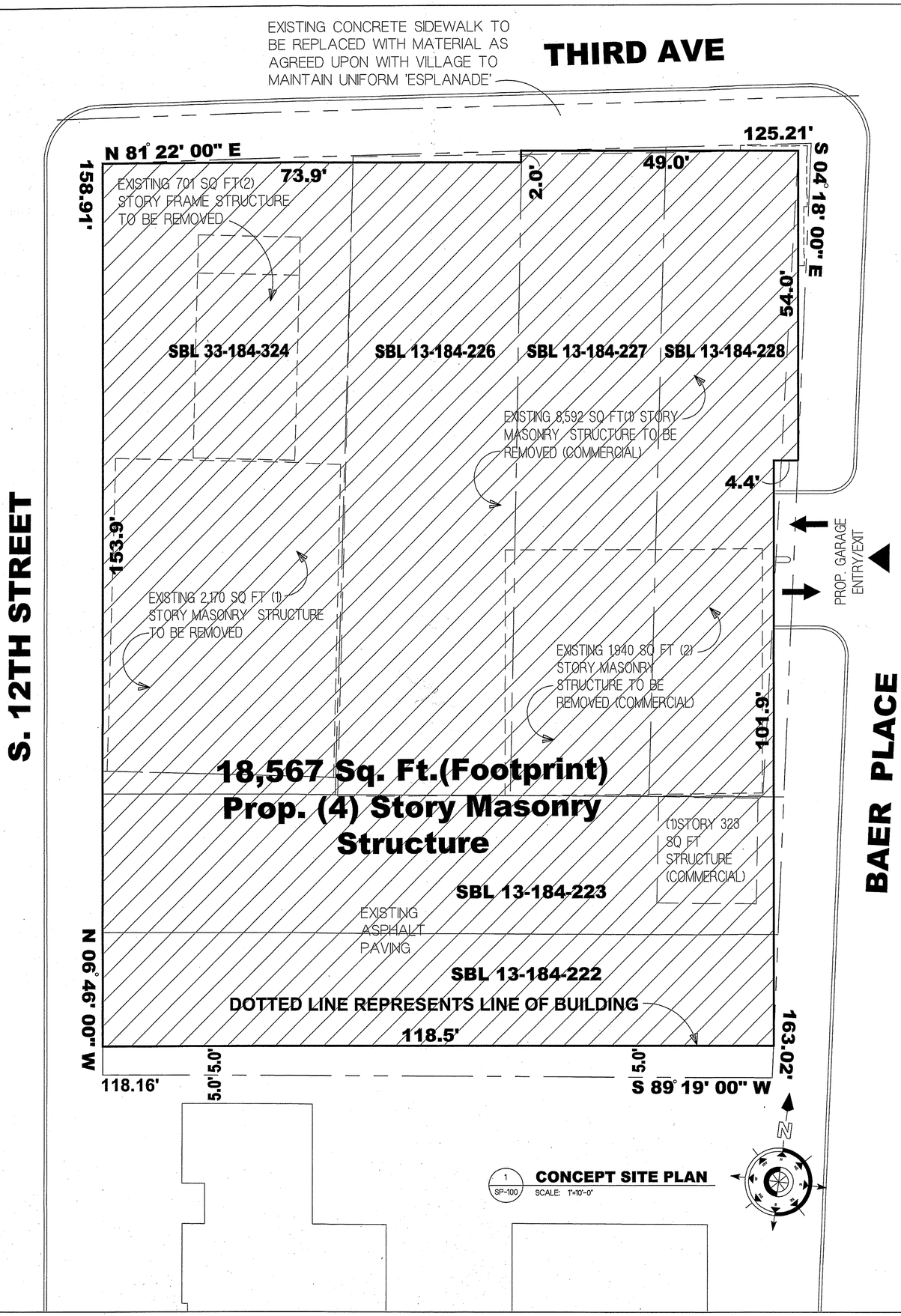

1 SP-100 **CONCEPT SITE PLAN**
SCALE: 1"=10'-0"

SITE DATA

SITE AREA	19,575 SQ. FT. (.45 ACRES)
EXISTING USE	MIXED COMMERCIAL, RESIDENTIAL & INDUSTRIAL
PROPOSED USE	RETAIL/RESIDENTIAL
EXISTING ZONE	INDUSTRIAL
SECTION, BLOCK & LOT	SBL 33-184-324 SBL 13-184-227
SCHOOL DISTRICT	NEW HYDE PARK GARDEN CITY PARK SCHOOL DISTRICT
WATER DISTRICT	
FIRE DISTRICT	NEW HYDE PARK FIRE DEPARTMENT

FLOOR AREA BREAKDOWN

First Floor

Retail:	4,916 Square Feet
Fitness Room:	773 Square Feet
Apartment Lounge:	834 Square Feet
Circulation:	2,831 Square Feet
Appartments:	6,185 Square Feet

Second Floor

Apartments:	14,850 Square Feet
Circulation:	2,194 Square Feet
Atrium:	1,505 Square Feet

Third Floor

Apartments:	14,850 Square Ft.
Circulation:	2,194 Square Feet

Fourth Floor

Apartments:	14,850 Square Ft.
Circulation:	2,194 Square Feet

ZONING COMPLIANCE TABLE

ITEM	REQUIRED	EXISTING	PROPOSED
BUILDING HEIGHT	35'-0"	21'-0"	41'-0"
LOT COVERAGE	NONE	60%	94%
FRONT YARD	NONE	0.0'	0.0'-2.0"
SIDE YARD	NONE	17.0' & 0.0'	0.0'-5.0"
REAR YARD	NONE	0.0'	5.0'
LOT AREA	NONE	19,575 SQ FT	19,575 SQ FT

EXISTING LOT COVERGE

BUILDING AREA	11,786 SQ. FT.
IMPERVIOUS AREA	
GRAVEL	3,877 SQ. FT.
PAVING	2,899 SQ. FT.
GRASS & LANDSCAPING	1,023 SQ. FT.
NATURAL VEGETATION TO REMAIN	0 SQ. FT.
TOTAL NET LAND AREA	19,575 SQ FT

PROPOSED LOT COVERGE

GROSS HABITABLE SPACE	68,176 SQ. FT.
BUILDING AREA (FOOTPRINT)	18,567 SQ. FT.
IMPERVIOUS AREA	
SIDEWALK	418 SQ. FT.
PAVING	0 SQ. FT.
GRASS & LANDSCAPING	590 SQ. FT.
NATURAL VEGETATION TO REMAIN	0 SQ. FT.
TOTAL NET LAND AREA	19,575 SQ FT

SIGN DESIGNATION



DIRECTIONAL SIGNAGE TO COMPLY WITH THE LATEST NATIONAL MANUAL ON UNIFORM TRAFFIC CONTROL DEVICES (MUTCD) AND THE NEW YORK SUPPLEMENT TO THE SAME (LATEST ED)

PARKING CALCULATIONS

FIRST FLOOR: 4,916 SQ FT PROPOSED RETAIL @ (1:200) - @ (1:200) - (gross floor area)	*25 SPACES*
PROP. 1ST, 2ND, 3RD & 4TH FLOOR APARTMENTS @ 2 SPOTS/APPARTMENT =	*142 SPACES*
TOTAL SPOTS REQUIRED	*167 SPACES*
TOTAL SPOTS PROVIDED	*77 SPACES*
VARIANCE REQUIRED	*90 SPACES*

LEGEND

- ADA PARKING HANDICAPPED SYMBOL (BLUE)
- PROPOSED ON SITE LED LIGHT & POLE
- EXISTING UTILITY POLE
- W — WATER LINE
- S — SEWER LINE
- E — ELECTRIC LINE
- G — GAS LINE
- T — TELEPHONE LINE
- FIRE HYDRANT
- T.C.23.5' B.C.23.0' — TOP OF CURB/BOTTOM OF CURB
- REFUSE CONTAINER W/ WHEELS
- RAISED TACTILE SURFACE
- GROOVED SLOPED RAMP
- PROPOSED TREE
- PROPOSED DRAINAGE STRUCTURE
- PROPOSED ENTRY POINT
- SOIL BORING

STORM WATER DRAINAGE DESIGN CRITERIA

1. RUNOFF COEFFICIENTS:
   - PAVEMENT: 1.00
   - ROOF: 1.00
   - LANDSCAPE: 0.15
2. PROVIDE STORAGE FOR 3" RAINFALL = x .25" PER CUBIC FOOT
3. 12'-0" DIA. DRYWELL CAPACITY: 100.62 CUBIC FEET PER VERTICAL FOOT

STORM WATER DRAINAGE CALCULATIONS

1. REQUIRED STORAGE FOR ROOF AREA = 17,044 SF x 1.00 x .25 = 4,261 CU. FT.
2. REQUIRED STORAGE FOR PAVING AREA = 1,465 SF x 1.00 x .25 = 366 CU. FT.
3. REQUIRED STORAGE FOR LANDSCAPED AREA = 590 SF x 0.15 x .25 = 22 CU. FT.
4. REQUIRED STORAGE VERTICAL FEET = 4,261 + 366 + 22 = 4,649/ 103.6 = 45 VERTICAL FEET THEREFORE, PROVIDE 48 VERTICAL FEET OF STORAGE. (8) DRYWELLS @ 6' DEPTH EACH

Martin A. Passante
Architect
Lic. NY.NJ.CT.PA.VA.MD.DE.KT.WV.IL.NV.IN
- Architecture
- Planning
- Interior Design

178 Bayview Ave. Northport, New York 11787

Consultant

THESE PLANS ARE AN INSTRUMENT OF SERVICE AND ONLY FOR USE ON THIS PROJECT. ANY UNAUTHORIZED USE WILL BE PROSECUTED.
CONTRACTOR IS TO VERIFY ALL CONDITIONS AND DIMENSIONS AT JOB SITE PRIOR TO CONSTRUCTION. DO NOT SCALE DRAWINGS. CONTRACTOR SHALL ASSUME RESPONSIBILITY FOR ALL DISCREPANCIES

Submissions & Revisions

No.	Date	Description
1.	1/9/2018	PRELIM ISSUE TO OWNER
2.	2/25/2018	ISSUE TO VILLAGE OF NEW HYDE PARK

REGISTERED ARCHITECT MARTIN A. PASSANTE 023114 STATE OF NEW YORK

Project Location:

Drawing Title: SITE PLAN

Project No.

Date: 2/22/2019

Drawing Scale:

Drawn By:

Checked By:

Drawing No. SP-100

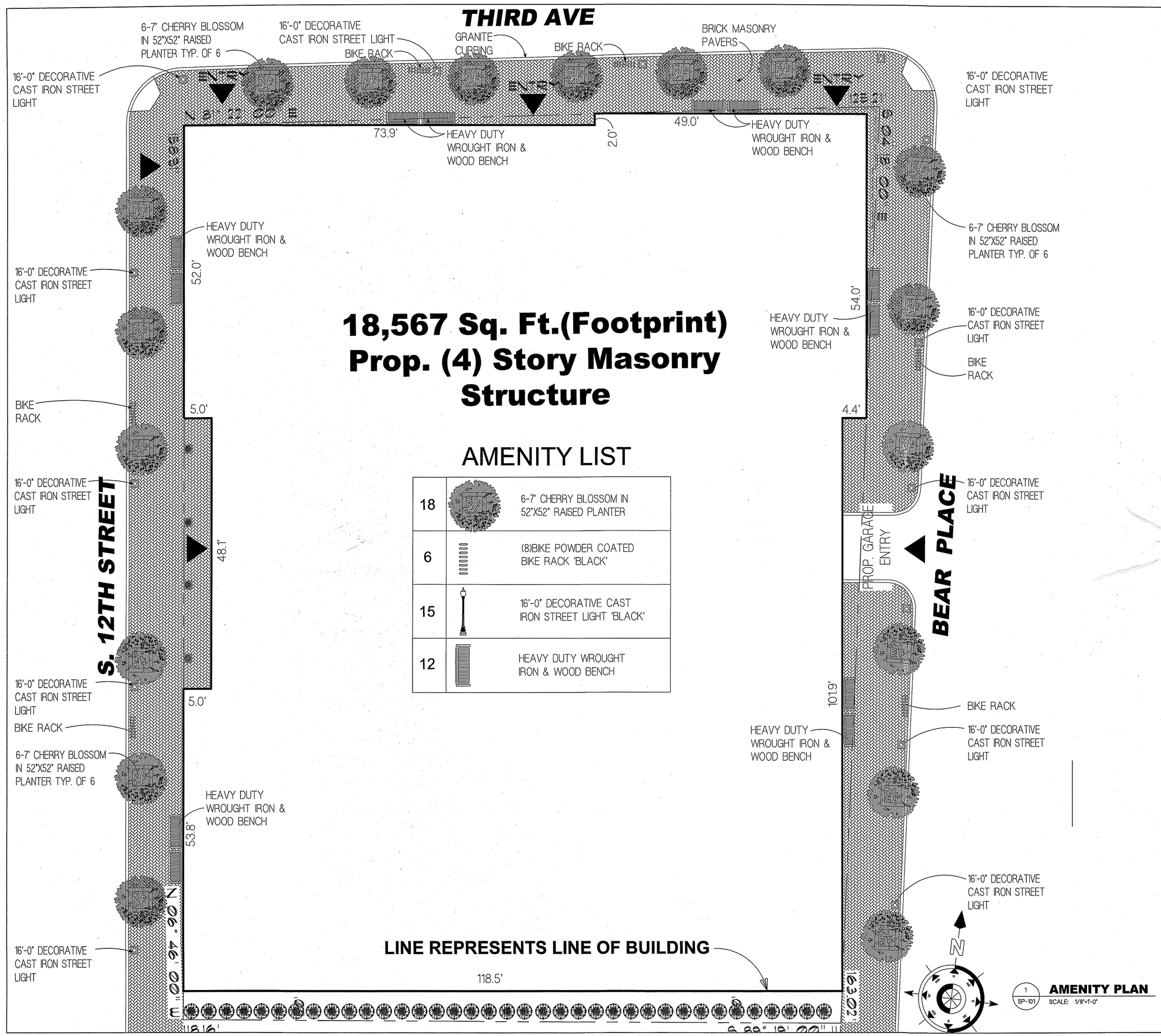

1 SP-101 **AMENITY PLAN**
SCALE: 1/8"=1'-0"

Martin A. Passante
Architect
Lic. NY,NJ,CT,PA,VA,MD,DE,KT,WV,IL,NV,IN
• Architecture
• Planning
• Interior Design
178 Bayview Ave Northport New York 11787

Consultant

THESE PLANS ARE AN INSTRUMENT OF SERVICE AND OR THE PROPERTY OF THE ARCHITECT. INFRINGEMENTS WILL BE PROSECUTED.
GENERAL CONTRACTOR TO VERIFY ALL CONDITIONS

Submissions & Revisions

No.	Date	Description
1	1/8/2018	PRELIM ISSUE TO OWNER
2	2/25/2019	ISSUE TO VILLAGE OF NEW HYDE PARK

REGISTERED ARCHITECT MARTIN A. PASSANTE 023114 STATE OF NEW

Project Location:

Drawing Title:
SITE AMENITY PLAN

Project No.

Date:

Drawing Scale

Drawn By: 2/22/2019

Checked By:

Drawing No.
SP-101

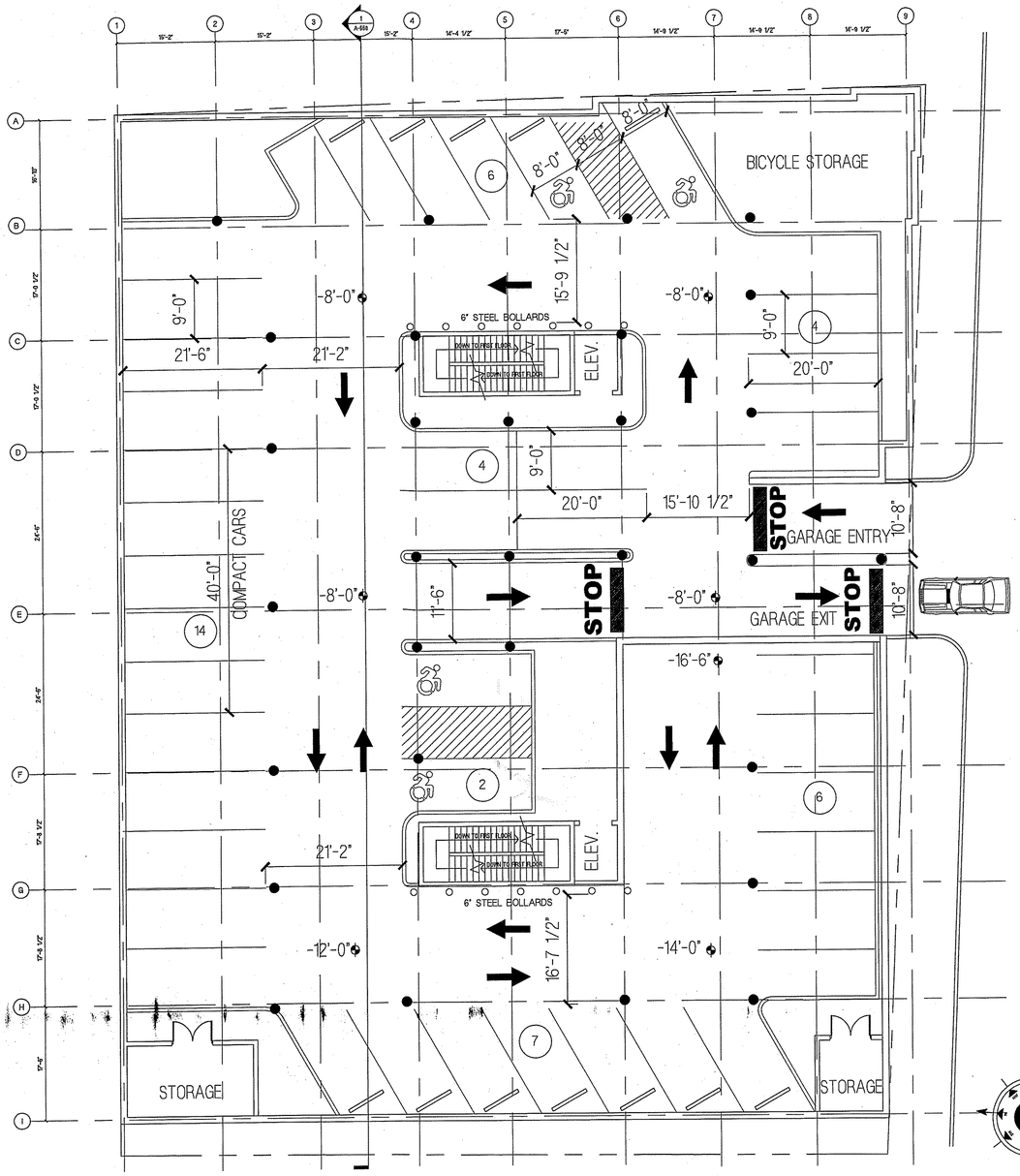

43 SPOTS PARKING LEVEL 1

1 A-001 **Parking Level 1**
SCALE: 3/32"=1'-0"

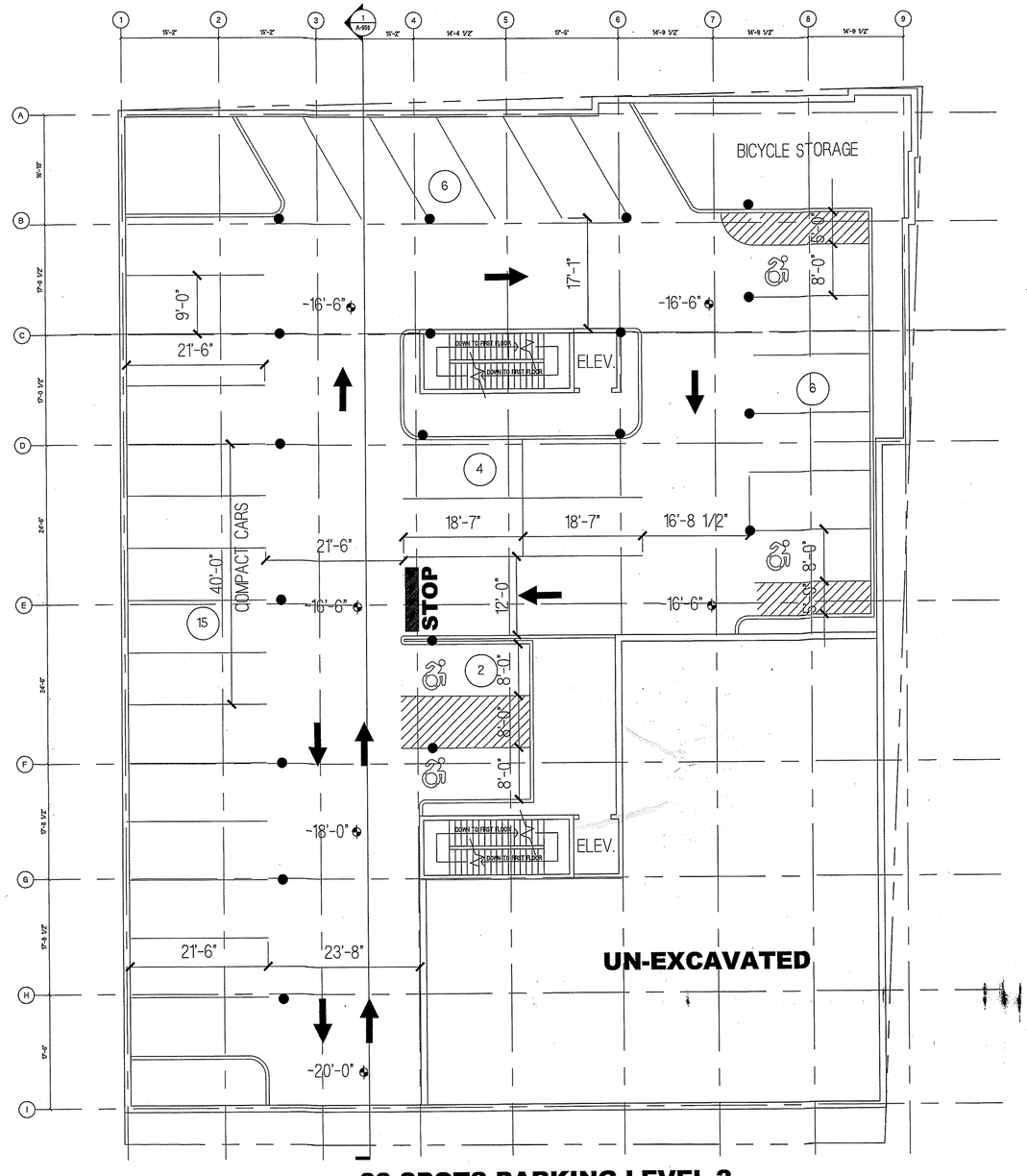

33 SPOTS PARKING LEVEL 2

2 A-001 **Parking Level 2**
SCALE: 3/32"=1'-0"

76 TOTAL SPOTS PROVIDED

Martin A. Passante
Architect
Lic. NY,NJ,CT,PA,VA,MD,DE,KT,WV,IL,NV,IN
• Architecture
• Planning
• Interior Design
178 Bayview Ave, Northport, New York 11787
Phone: (631) 747-1114
E-Mail: martyp@jmparchitects.com

Consultant

THESE PLANS ARE AN INSTRUMENT OF SERVICE AND ON THE PROPERTY OF THE ARCHITECT. INFRINGEMENTS WILL BE PROSECUTED.
GENERAL CONTRACTOR TO VERIFY ALL CONDITIONS AND DIMENSIONS AT THE JOB SITE. THERE SHALL BE REPORTED TO THE ARCHITECT PRIOR TO THE COMMENCEMENT OF ANY WORK.

Submissions & Revisions

No.	Date	Description
1	1/6/2019	PRELIM ISSUE TO OWNER
2	2/25/2019	ISSUE TO VILLAGE OF NEW HYDE PARK

REGISTERED ARCHITECT MARTIN A. PASSANTE 023114 STATE OF NEW YORK

Project Location:
1208 3rd Ave. New Hyde Park, NY

Drawing Title:
LOWER LEVEL PLANS

Project No.

Date: 2/22/2019
Drawing Scale:

Drawn By:
Checked By:

Drawing No.
A-001
of

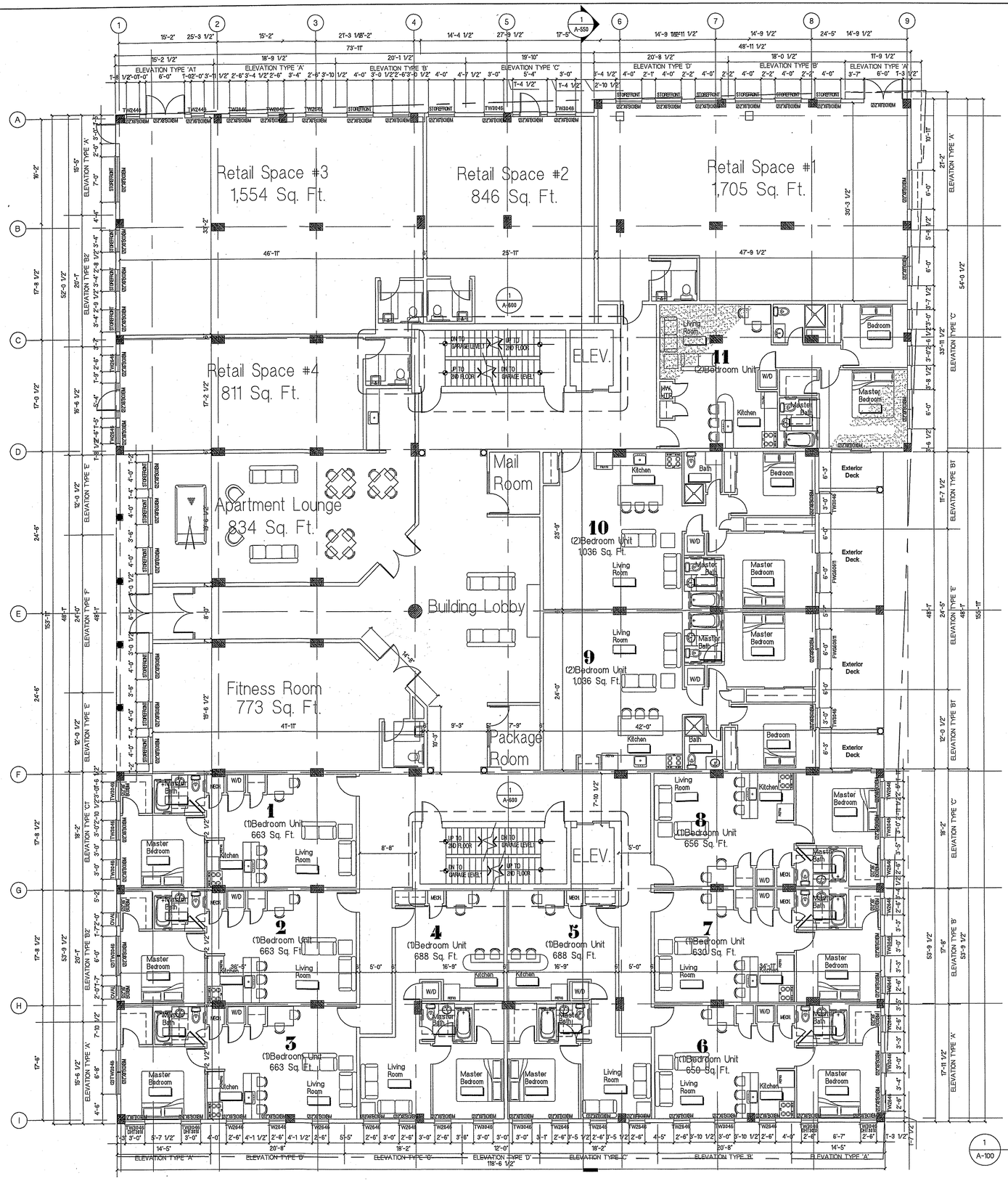

1 A-100 **1st Floor Construction Plan**
SCALE: 1/8"=1'-0"

STRUCTURAL GENERAL NOTES:

1. ALL WORK SHALL BE PERFORMED IN STRICT ACCORDANCE WITH ALL LOCAL AND STATE CODES AND WITH THE RULES AND REGULATIONS OF ALL LOCAL AGENCIES, DEPARTMENTS OR LAWS HAVING JURISDICTION OVER ANY PORTION OR SPECIFIC PHASE OF THE WORK. THE CONTRACTOR SHALL COORDINATE THE WORK WITH PUBLIC UTILITY COMPANIES HAVING JURISDICTION.
2. THE DRAWINGS ARE NOT TO BE SCALED, ONLY DIMENSIONS ARE TO BE USED. ALL DIMENSIONAL DISCREPANCIES SHALL BE CALLED TO THE ARCHITECTS ATTENTION. ALL DIMENSIONS SHALL BE VERIFIED BEFORE STARTING WORK BY THE RESPECTIVE SUBCONTRACTOR, WHO SHALL BE HELD RESPONSIBLE FOR HIS PHASE OF THE WORK.
3. ALL MATERIALS AND CONSTRUCTION INCORPORATED INTO THE WORK SHALL BE IN STRICT ACCORDANCE WITH THE LATEST EDITION OF THE ASTM SPECIFICATIONS APPLICABLE AND SHALL CONFORM TO STANDARDS AND RECOMMENDATIONS OF THE VARIOUS TRADE INSTITUTES (ACI, AISC, ETC.) WHERE APPLICABLE.
4. THE CONTRACTOR SHALL BE RESPONSIBLE FOR ADEQUATELY BRACING AND PROTECTING ALL WORK DURING THE CONSTRUCTION AGAINST DAMAGE, BREAKAGE, COLLAPSE, DISTORTION, AND MISALIGNMENT ACCORDING TO APPLICABLE CODE STANDARDS AND GOOD PRACTICE.
5. ALL STRUCTURAL LUMBER SHALL BE NEW AND BE GRADE MARKED BEFORE DELIVERY TO SITE AND SHALL HAVE A MINIMUM BENDING STRESS OF 1400 PSI. DOUGLAS FR #1 COMMON. CERTIFICATION IS REQUIRED TO ASSURE THE LUMBER HAS THE REQUIREMENTS SPECIFIED.
6. NO BEAMS SHALL BE CUT OR NOTCHED UNLESS APPROVED BY THE ENGINEER.
7. FOOTINGS SHALL REST ON UNDISTURBED SOIL HAVING A MINIMUM BEARING CAPACITY OF 4,000 PSF AND SHOULD BE VERIFIED BY A SOILS ENGINEER PRIOR TO PLACEMENT OF CONCRETE.
8. ALL CONCRETE TO BE STONE CONCRETE HAVING A MINIMUM COMPRESSIVE STRENGTH OF 3,000 PSI.
9. REINFORCING SHALL BE DEFORMED BARS CONFORMING TO ASTM A615 GRADE 60. WELDED WIRE FABRIC SHALL CONFORM TO ASTM A185.
10. STRUCTURAL STEEL SHALL CONFORM TO ASTM A36 AND AISC SPECIFICATION FOR THE DESIGN, FABRICATION AND ERECTION OF STRUCTURAL STEEL FOR BUILDINGS. CONNECTIONS SHALL BE MADE WITH 3/4" DIAMETER H.S. BOLTS ASTM A325 OR WELDED.
11. WOOD JOIST SHALL BE BRACED WITH BRIDGING AT 8'-0" ON CENTER MAXIMUM.
12. JOISTS UNDER PARTITIONS PARALLEL TO THE FLOOR FRAMING AND AROUND ALL OPENINGS SHALL BE DOUBLED OR SPECIFIED ON DRAWINGS.

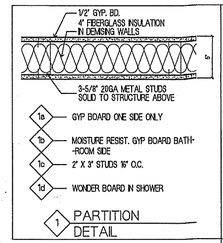

1 PARTITION DETAIL

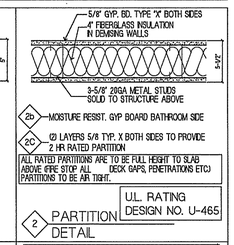

2 PARTITION DETAIL

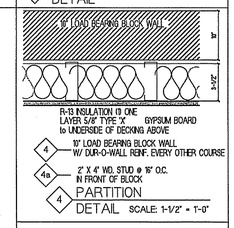

4 PARTITION DETAIL SCALE: 1-1/2" = 1'-0"

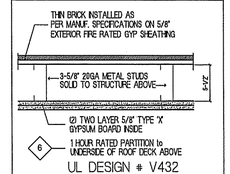

6 PARTITION DETAIL

PARTITION NOTES:

1. ALL DIMENSIONS ON PLANS ARE TO FRAMING AND ARE ACTUAL DIMENSIONS. SEE DETAILS FOR FINISH DIMENSIONS AND ADDITIONAL NOTES.
2. ALL RATED PARTITIONS ARE TO BE FULL HEIGHT TO DECK ABOVE (FIRE STOP ALL DECK GAPS, PENETRATIONS ETC) PARTITIONS TO BE AIR TIGHT.
3. ALL DUCT PENETRATIONS ARE TO HAVE FIRE DAMPERS AT RATED PARTITIONS.
4. CONTRACTOR SHALL ENGINEER ALL WALLS & METAL FRAMING, & PROVIDE ALL REQUIRED, MFR. RECOMMENDED BRACING, REINFORCING, CLIPS, SIZE, & GAUGE STUDS AS REQUIRED BY MFR. OR INDUSTRY STANDARD.

OCCUPANT LOAD

TBL 1003.2.3

RETAIL SPACE #1	1705 SQ FT
RETAIL SPACE #2	846 SQ FT
RETAIL SPACE #3	1554 SQ FT
RETAIL SPACE #4	811 SQ FT
APARTMENT LOUNGE	834 SQ FT
FITNESS ROOM	773 SQ FT

OCCUPANT LOAD

SPECIAL INSPECTIONS WILL BE REQURED FOR ALL MATERIALS AND WORK AS PER THE BUILDING CODE OF NEW YORK SECTION 1704

AREA BREAKDOWN

First Floor

Retail:	4,916 Square Feet
Fitness Room:	773 Square Feet
Apartment Lounge:	834 Square Feet
Circulation:	2,831 Square Feet
Appartments:	8,317 Square Feet

Second Floor

Appartments:	14,507 Square Feet
Circulation:	2,194 Square Feet
Atrium:	1,505 Square Feet

Third Floor

Appartments:	14,507 Square Ft.
Circulation:	2,194 Square Feet

Fourth Floor

Appartments:	14,507 Square Ft.
Circulation:	2,194 Square Feet

Martin A. Passante
Architect
Lic. NY/NJ/CT/PA/VA/MD/DE/KT/WV/LI/NW/N
• Architecture
• Planning
• Interior Design
178 Bayview Ave, Northport, New York 11787
Phone: (631) 747-1114
E-Mail: martyp@jmparchitects.com

Consultant

THESE PLANS ARE AN INSTRUMENT OF SERVICE AND ARE THE PROPERTY OF THE ARCHITECT. INFRINGEMENTS OF COPYRIGHT LAW WILL BE PROSECUTED. GENERAL CONTRACTOR TO VERIFY ALL CONDITIONS AND DIMENSIONS AT JOB SITE. DISCREPANCIES SHALL BE REPORTED TO THE ARCHITECT PRIOR TO THE COMMENCEMENT OF ANY WORK.

Submissions & Revisions

No.	Date	Description
1	1/8/2019	PRELIM ISSUE TO OWNER
2	2/25/2019	ISSUE TO VILLAGE OF NEW HYDE PARK

REGISTERED ARCHITECT MARTIN A. PASSANTE 023114 STATE OF NEW YORK

Project Location:
1208 3rd Ave. New Hyde Park, NY

Drawing Title:
1ST FLOOR CONSTR. PLAN

Project No.

Date: 2/22/2019

Drawing Scale:

Drawn By:

Checked By:

Drawing No. A-100 of

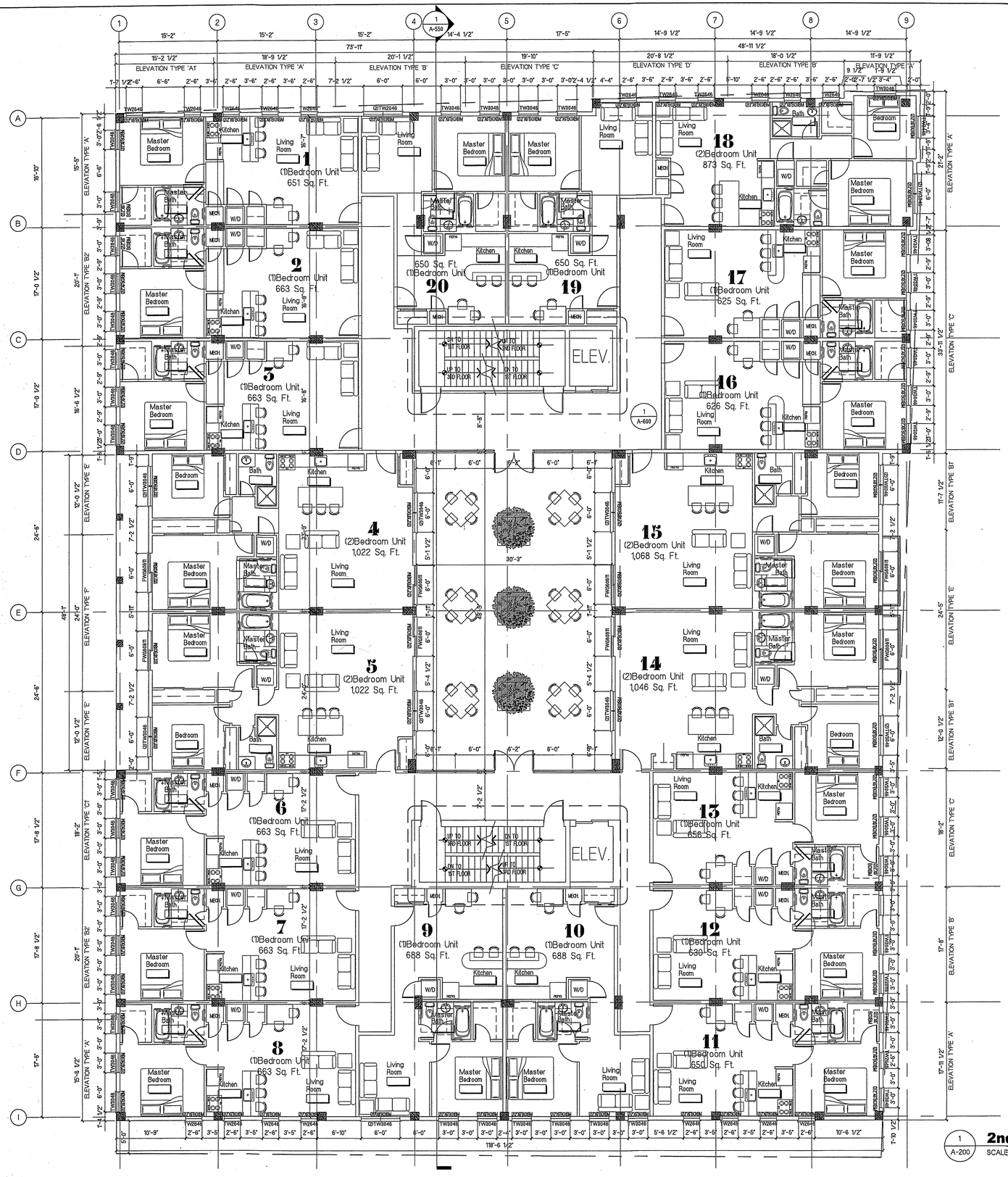

1 A-200 **2nd Floor Construction Plan**

SCALE: 1/8"=1'-0"

STRUCTURAL GENERAL NOTES:

1. ALL WORK SHALL BE PERFORMED IN STRICT ACCORDANCE WITH ALL LOCAL AND STATE CODES AND WITH THE RULES AND REGULATIONS OF ALL LOCAL AGENCES, DEPARTMENTS OR LAWS HAVING JURISDICTION OVER ANY PORTION OR SPECIFIC PHASE OF THE WORK. THE CONTRACTOR SHALL COORDINATE THE WORK WITH PUBLIC UTILITY COMPANIES HAVING JURISDICTION.
2. THE DRAWINGS ARE NOT TO BE SCALED, ONLY DIMENSIONS ARE TO BE USED. ALL DIMENSIONAL DISCREPANCIES SHALL BE CALLED TO THE ARCHITECTS ATTENTION ALL DIMENSIONS SHALL BE VERIFIED BEFORE STARTING WORK BY THE RESPECTIVE SUBCONTRACTOR. WHO SHALL BE HELD RESPONSIBLE FOR HIS PHASE OF THE WORK.
3. ALL MATERIALS AND CONSTRUCTION INCORPORATED INTO THE WORK SHALL BE IN STRICT ACCORDANCE WITH THE LATEST EDITION OF THE ASTM SPECIFICATIONS APPLICABLE AND SHALL CONFORM TO STANDARDS AND RECOMMENDATIONS OF THE VARIOUS TRADE INSTITUTES (ACI, AISC, ETC.) WHERE APPLICABLE.
4. THE CONTRACTOR SHALL BE RESPONSIBLE FOR ADEQUATELY BRACING AND PROTECTING ALL WORK DURING THE CONSTRUCTION AGAINST DAMAGE, BREAKAGE, COLLAPSE, DISTORTION, AND MISALIGNMENT ACCORDING TO APPLICABLE CODE STANDARDS AND GOOD PRACTICE.
5. ALL STRUCTURAL LUMBER SHALL BE NEW AND BE GRADE MARKED BEFORE DELIVERY TO SITE AND SHALL HAVE A MINIMUM BENDING STRESS OF 1400 PSI. DOUGLAS FIR #1 COMMON. CERTIFICATION IS REQUIRED TO ASSURE THE LUMBER HAS THE REQUIREMENTS SPECIFIED.
6. NO BEAMS SHALL BE CUT OR NOTCHED UNLESS APPROVED BY THE ENGINEER.
7. FOOTINGS SHALL REST ON UNDISTURBED SOIL HAVING A MINIMUM BEARING CAPACITY OF 4,000 PSF AND SHOULD BE VERIFIED BY A SOILS ENGINEER PRIOR TO PLACEMENT OF CONCRETE.
8. ALL CONCRETE TO BE STONE CONCRETE HAVING A MINIMUM COMPRESSIVE STRENGTH OF 3,000 PSI.
9. RENFORCING SHALL BE DEFORMED BARS CONFORMING TO ASTM A615 GRADE 60. WELDED WIRE FABRIC SHALL CONFORM TO ASTM A185.
10. STRUCTURAL STEEL SHALL CONFORM TO ASTM A36 AND AISC SPECIFICATION FOR THE DESIGN, FABRICATION AND ERECTION OF STRUCTURAL STEEL FOR BUILDINGS. CONNECTIONS SHALL BE MADE WITH 3/4" DIAMETER H.S. BOLTS ASTM A325 OR WELDED.
11. WOOD JOIST SHALL BE BRACED WITH BRIDGING AT 8'-0" ON CENTER MAXIMUM.
12. JOISTS UNDER PARTITIONS PARALLEL TO THE FLOOR FRAMING AND AROUND ALL OPENINGS SHALL BE DOUBLED OR SPECIFIED ON DRAWINGS.

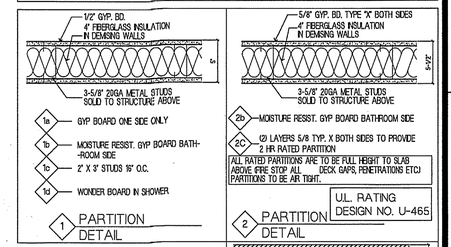

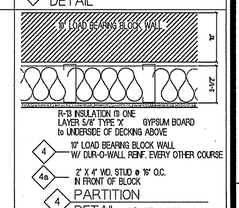

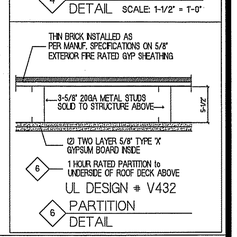

PARTITION NOTES:

1. ALL DIMENSIONS ON PLANS ARE TO FRAMING AND ARE ACTUAL DIMENSIONS. SEE DETAILS FOR FINISH DIMENSIONS AND ADDITIONAL NOTES.
2. ALL RATED PARTITIONS ARE TO BE FULL HEIGHT TO DECK ABOVE (FIRE STOP ALL DECK GAPS, PENETRATIONS ETC.) PARTITIONS TO BE AIR TIGHT.
3. ALL DUCT PENETRATIONS ARE TO HAVE FIRE DAMPERS AT RATED PARTITIONS.
4. CONTRACTOR SHALL ENGINEER ALL WALLS & METAL FRAMING & PROVIDE ALL REQUIRED, MFR. RECOMMENDED BRACING, REINFORCING, CLIPS, SIZE, & GAUGE STUDS AS REQUIRED BY MFR. OR INDUSTRY STANDARD.

OCCUPANT LOAD

TBL 1003.2.3

OCCUPANT LOAD

SPECIAL INSPECTIONS WILL BE REQUIRED FOR ALL MATERIALS AND WORK AS PER THE BUILDING CODE OF NEW YORK SECTION 1704

AREA BREAKDOWN

First Floor		Third Floor	
Retail:	4,916 Square Feet	Appartments:	14,507 Square Ft.
Fitness Room:	773 Square Feet	Circulation:	2,194 Square Feet
Apartment Lounge:	834 Square Feet		
Circulation:	2,831 Square Feet		
Appartments:	8,317 Square Feet		
Second Floor		**Fourth Floor**	
Appartments:	14,507 Square Feet	Appartments:	14,507 Square Ft.
Circulation:	2,194 Square Feet	Circulation:	2,194 Square Feet
Atrium:	1,505 Square Feet		

Martin A. Passante
Architect
Lic. NY,NJ,CT,PA,VA,MD,DE,KT,WV,LNW,IN
• Architecture
• Planning
• Interior Design
178 Bayview Ave, Northport, New York 11787
Phone: (631) 747-1114
E-Mail: martyp@jmparchitects.com

Consultant

THESE PLANS ARE AN INSTRUMENT OF SERVICE AND OR THE PROPERTY OF THE ARCHITECT. INFRINGEMENTS OF THE COPYRIGHT
GENERAL CONTRACTOR TO VERIFY ALL CONDITIONS AND DIMENSIONS. ALL DISCREPANCIES SHALL BE REPORTED TO THE ARCHITECT PRIOR TO THE COMMENCEMENT OF ANY WORK.

Submissions & Revisions

No.	Date	Description
1	1/8/2018	PRELIM ISSUE TO OWNER
2	2/25/2018	ISSUE TO VILLAGE OF NEW HYDE PARK

REGISTERED ARCHITECT MARTIN A. PASSANTE 023114 STATE OF NEW YORK

Project Location:
1208 3rd Ave. New Hyde Park, NY

Drawing Title:
2nd Floor Constr. Plan

Project No.

Date: 2/22/2019

Drawing Scale:

Drawn By:

Checked By:

Drawing No.
A-200

of

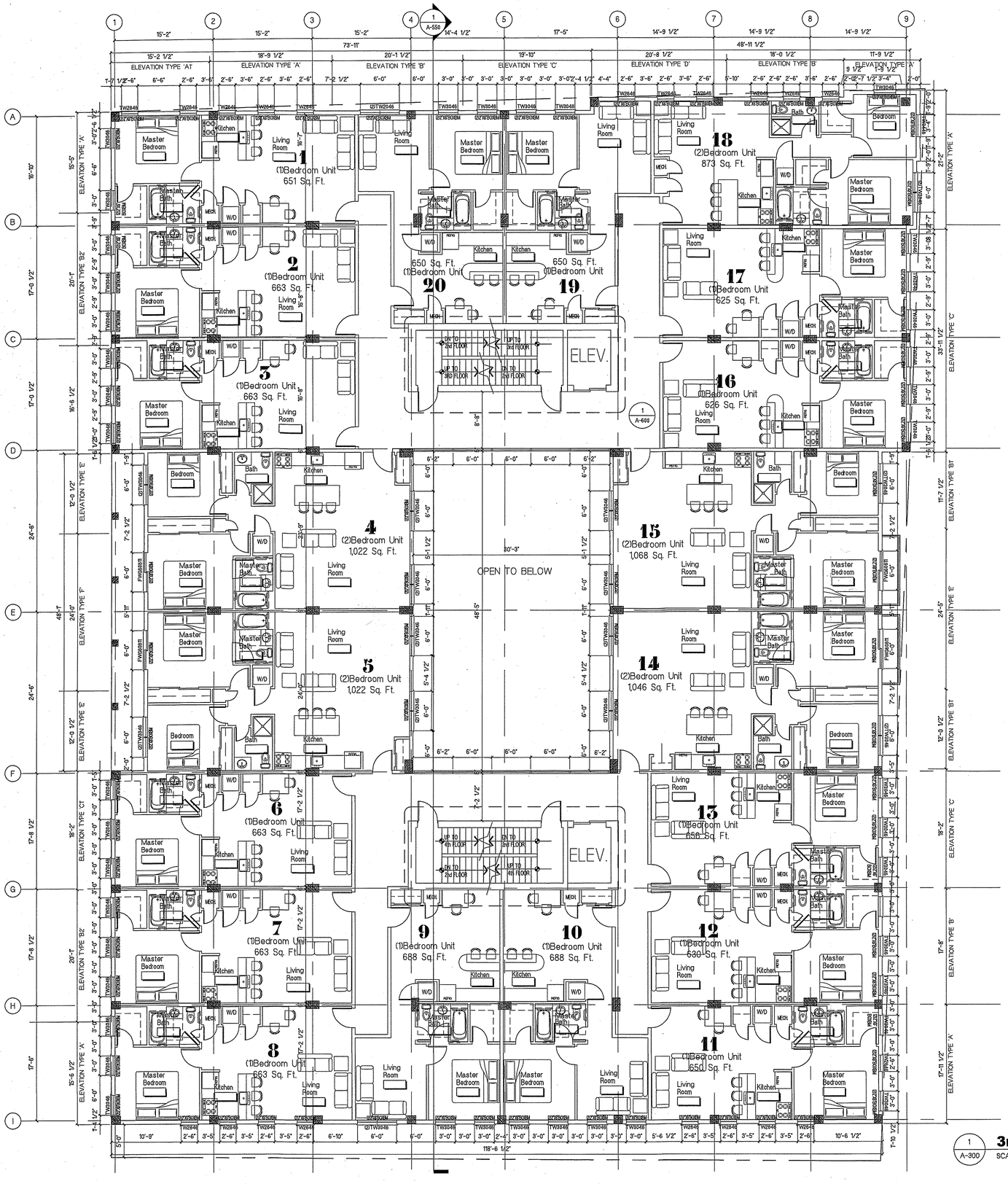

1 A-300 **3rd Floor Construction Plan**
SCALE: 1/8"=1'-0"

STRUCTURAL GENERAL NOTES:

1. ALL WORK SHALL BE PERFORMED IN STRICT ACCORDANCE WITH ALL LOCAL AND STATE CODES AND WITH THE RULES AND REGULATIONS OF ALL LOCAL AGENCIES, DEPARTMENTS OR LAWS HAVING JURISDICTION OVER ANY PORTION OR SPECIFIC PHASE OF THE WORK. THE CONTRACTOR SHALL COORDINATE THE WORK WITH PUBLIC UTILITY COMPANIES HAVING JURISDICTION.
2. THE DRAWINGS ARE NOT TO BE SCALED, ONLY DIMENSIONS ARE TO BE USED. ALL DIMENSIONAL DISCREPANCIES SHALL BE CALLED TO THE ARCHITECTS ATTENTION. ALL DIMENSIONS SHALL BE VERIFIED BEFORE STARTING WORK BY THE RESPECTIVE SUBCONTRACTOR, WHO SHALL BE HELD RESPONSIBLE FOR HIS PHASE OF THE WORK.
3. ALL MATERIALS AND CONSTRUCTION INCORPORATED INTO THE WORK SHALL BE IN STRICT ACCORDANCE WITH THE LATEST EDITION OF THE ASTM SPECIFICATIONS APPLICABLE AND SHALL CONFORM TO STANDARDS AND RECOMMENDATIONS OF THE VARIOUS TRADE INSTITUTES (ACI, AISC, ETC.) WHERE APPLICABLE.
4. THE CONTRACTOR SHALL BE RESPONSIBLE FOR ADEQUATELY BRACING AND PROTECTING ALL WORK DURING THE CONSTRUCTION AGAINST DAMAGE, BREAKAGE, COLLAPSE, DISTORTION, AND MISALIGNMENT ACCORDING TO APPLICABLE CODE STANDARDS AND GOOD PRACTICE.
5. ALL STRUCTURAL LUMBER SHALL BE NEW AND BE GRADE MARKED BEFORE DELIVERY TO SITE AND SHALL HAVE A MINIMUM BENDING STRESS OF 1400 PSI, DOUGLAS FIR #1 COMMON. CERTIFICATION IS REQUIRED TO ASSURE THE LUMBER HAS THE REQUIREMENTS SPECIFIED.
6. NO BEAMS SHALL BE CUT OR NOTCHED UNLESS APPROVED BY THE ENGINEER.
7. FOOTINGS SHALL REST ON UNDISTURBED SOIL HAVING A MINIMUM BEARING CAPACITY OF 4,000 PSF AND SHOULD BE VERIFIED BY A SOILS ENGINEER PRIOR TO PLACEMENT OF CONCRETE.
8. ALL CONCRETE TO BE STONE CONCRETE HAVING A MINIMUM COMPRESSIVE STRENGTH OF 3,000 PSI.
9. REINFORCING SHALL BE DEFORMED BARS CONFORMING TO ASTM A615 GRADE 60. WELDED WIRE FABRIC SHALL CONFORM TO ASTM A185.
10. STRUCTURAL STEEL SHALL CONFORM TO ASTM A36 AND AISC SPECIFICATION FOR THE DESIGN, FABRICATION AND ERECTION OF STRUCTURAL STEEL FOR BUILDINGS. CONNECTIONS SHALL BE MADE WITH 3/4" DIAMETER H.S. BOLTS ASTM A325 OR WELDED.
11. WOOD JOIST SHALL BE BRACED WITH BRIDGING AT 8'-0" ON CENTER MAXIMUM.
12. JOISTS UNDER PARTITIONS PARALLEL TO THE FLOOR FRAMING AND AROUND ALL OPENINGS SHALL BE DOUBLED OR SPECIFIED ON DRAWINGS.

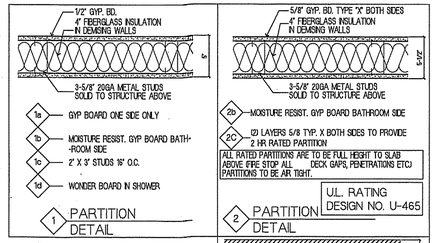

PARTITION NOTES:

1. ALL DIMENSIONS ON PLANS ARE TO FRAMING AND ARE ACTUAL DIMENSIONS. SEE DETAILS FOR FINISH DIMENSIONS AND ADDITIONAL NOTES.
2. ALL RATED PARTITIONS ARE TO BE FULL HEIGHT TO DECK ABOVE (FIRE STOP ALL DECK GAPS, PENETRATIONS ETC) PARTITIONS TO BE AIR TIGHT.
3. ALL DUCT PENETRATIONS ARE TO HAVE FIRE DAMPERS AT RATED PARTITIONS.
4. CONTRACTOR SHALL ENGINEER ALL WALLS & METAL FRAMING & PROVIDE ALL REQUIRED, MFR. RECOMMENDED BRACING, REINFORCING, CLIPS, SIZE, & GAUGE STUDS AS REQUIRED BY MFR. OR INDUSTRY STANDARD.

OCCUPANT LOAD

TBL 1003.2.3

OCCUPANT LOAD

SPECIAL INSPECTIONS WILL BE REQUIRED FOR ALL MATERIALS AND WORK AS PER THE BUILDING CODE OF NEW YORK SECTION 1704

AREA BREAKDOWN

First Floor		Third Floor	
Retail:	4,916 Square Feet	Appartments:	14,507 Square Ft.
Filness Room:	773 Square Feet	Circulation:	2,194 Square Feet
Apartment Lounge:	834 Square Feet		
Circulation:	2,831 Square Feet		
Appartments:	8,317 Square Feet		
Second Floor		**Fourth Floor**	
Appartments:	14,507 Square Feet	Appartments:	14,507 Square Ft.
Circulation:	2,194 Square Feet	Circulation:	2,194 Square Feet
Atrium:	1505 Square Feet		

Martin A. Passante
Architect
Lic. NY,NJ,CT,PA,VA,MD,DE,KT,WV,AL,NV,N
• Architecture
• Planning
• Interior Design
178 Bayview Ave, Northport, New York 11787
Phone: (631) 747-1114
E-Mail: martyp@mparchitects.com

Consultant

THESE PLANS ARE AN INSTRUMENT OF SERVICE AND THE PROPERTY OF THE ARCHITECT. ALL AGREEMENTS WILL BE PROSECUTED. ANY CHANGES TO THE ARCHITECTS DRAWINGS AND DIMENSIONS AT PREMISES, DISCREPANCIES SHALL BE REPORTED TO THE ARCHITECT PRIOR TO THE COMMENCEMENT OF ANY WORK.

Submissions & Revisions

No.	Date	Description
1	1/8/2018	PRELIM ISSUE TO OWNER
2	2/25/2018	ISSUE TO VILLAGE OF NEW HYDE PARK

REGISTERED ARCHITECT MARTIN A. PASSANTE 023114 STATE OF NEW YORK

Project Location:
1208 3rd Ave. New Hyde Park, NY

Drawing Title:
3rd Floor Constr. Plan

Project No.

Date: 2/22/2019

Drawing Scale:

Drawn By:

Checked By:

Drawing No. A-300

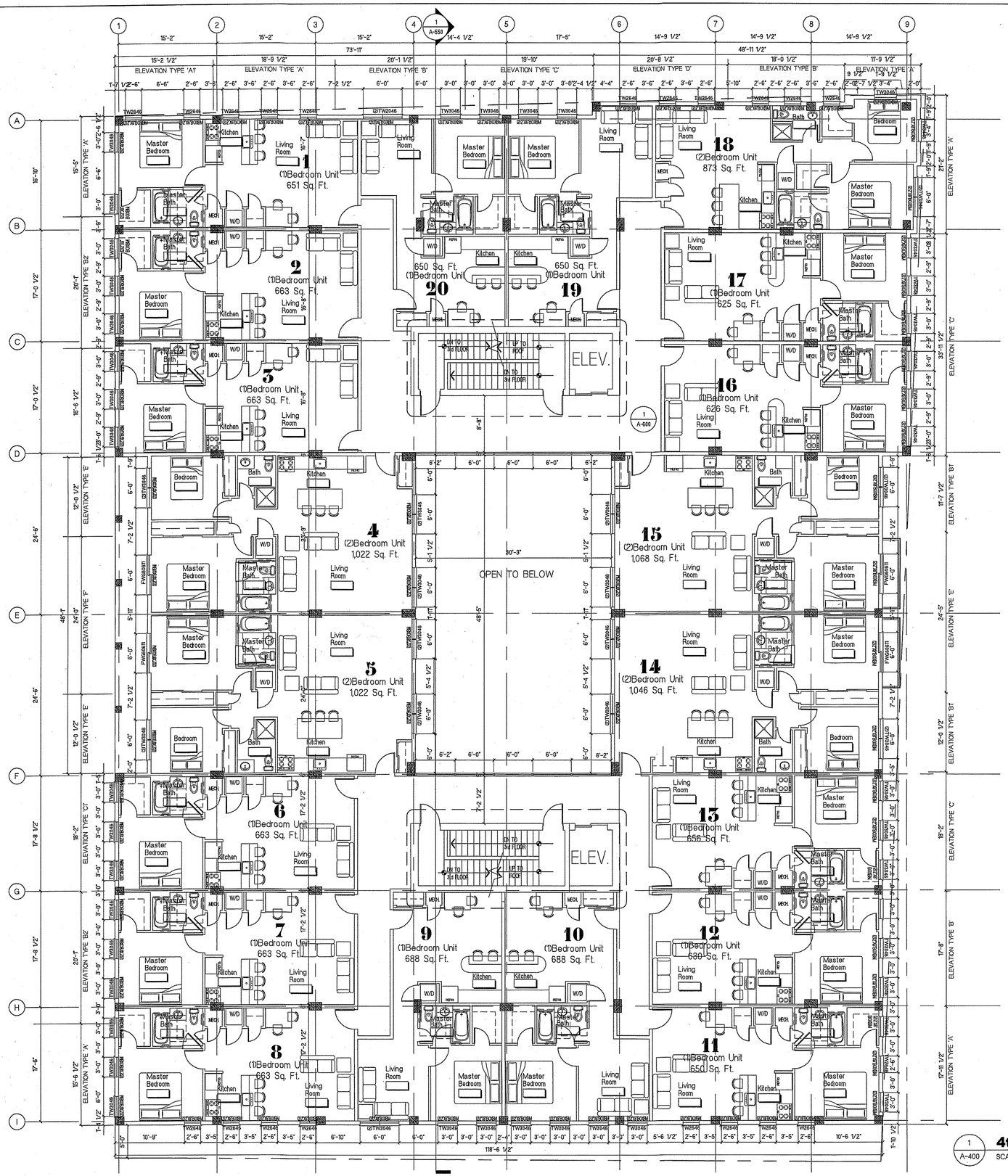

1 A-400 **4th Floor Construction Plan.** SCALE: 1/8"=1'-0"

STRUCTURAL GENERAL NOTES:

1. ALL WORK SHALL BE PERFORMED IN STRICT ACCORDANCE WITH ALL LOCAL AND STATE CODES AND WITH THE RULES AND REGULATIONS OF ALL LOCAL AGENCIES, DEPARTMENTS OR LAWS HAVING JURISDICTION OVER ANY PORTION OR SPECIFIC PHASE OF THE WORK. THE CONTRACTOR SHALL COORDINATE THE WORK WITH PUBLIC UTILITY COMPANIES HAVING JURISDICTION.
2. THE DRAWINGS ARE NOT TO BE SCALED, ONLY DIMENSIONS ARE TO BE USED. ALL DIMENSIONAL DISCREPANCIES SHALL BE CALLED TO THE ARCHITECTS ATTENTION. ALL DIMENSIONS SHALL BE VERIFIED BEFORE STARTING WORK BY THE RESPECTIVE SUBCONTRACTOR, WHO SHALL BE HELD RESPONSIBLE FOR HIS PHASE OF THE WORK.
3. ALL MATERIALS AND CONSTRUCTION INCORPORATED INTO THE WORK SHALL BE IN STRICT ACCORDANCE WITH THE LATEST EDITION OF THE ASTM SPECIFICATIONS APPLICABLE AND SHALL CONFORM TO STANDARDS AND RECOMMENDATIONS OF THE VARIOUS TRADE INSTITUTES (ACI, AISC, ETC.) WHERE APPLICABLE.
4. THE CONTRACTOR SHALL BE RESPONSIBLE FOR ADEQUATELY BRACING AND PROTECTING ALL WORK DURING THE CONSTRUCTION AGAINST DAMAGE, BREAKAGE, COLLAPSE, DISTORTION, AND MISALIGNMENT ACCORDING TO APPLICABLE CODE STANDARDS AND GOOD PRACTICE.
5. ALL STRUCTURAL LUMBER SHALL BE NEW AND BE GRADE MARKED BEFORE DELIVERY TO SITE AND SHALL HAVE A MINIMUM BENDING STRESS OF 1400 PSI, DOUGLAS FIR #1 COMMON. CERTIFICATION IS REQUIRED TO ASSURE THE LUMBER HAS THE REQUIREMENTS SPECIFIED.
6. NO BEAMS SHALL BE CUT OR NOTCHED UNLESS APPROVED BY THE ENGINEER.
7. FOOTINGS SHALL REST ON UNDISTURBED SOIL HAVING A MINIMUM BEARING CAPACITY OF 4,000 PSF AND SHOULD BE VERIFIED BY A SOILS ENGINEER PRIOR TO PLACEMENT OF CONCRETE.
8. ALL CONCRETE TO BE STONE CONCRETE HAVING A MINIMUM COMPRESSIVE STRENGTH OF 3,000 PSI.
9. REINFORCING SHALL BE DEFORMED BARS CONFORMING TO ASTM A615 GRADE 60. WELDED WIRE FABRIC SHALL CONFORM TO ASTM A185.
10. STRUCTURAL STEEL SHALL CONFORM TO ASTM A36 AND AISC SPECIFICATION FOR THE DESIGN, FABRICATION AND ERECTION OF STRUCTURAL STEEL FOR BUILDINGS. CONNECTIONS SHALL BE MADE WITH 3/4" DIAMETER H.S. BOLTS ASTM A325 OR WELDED.
11. WOOD JOIST SHALL BE BRACED WITH BRIDGING AT 8'-0" ON CENTER MAXIMUM.
12. JOISTS UNDER PARTITIONS PARALLEL TO THE FLOOR FRAMING AND AROUND ALL OPENINGS SHALL BE DOUBLED OR SPECIFIED ON DRAWINGS.

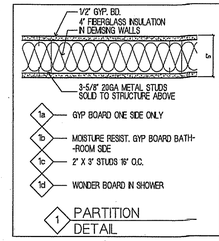

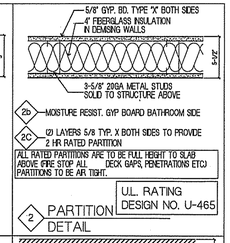

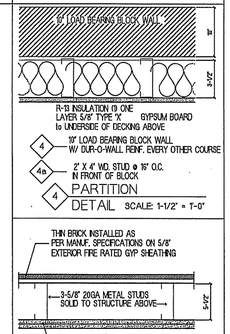

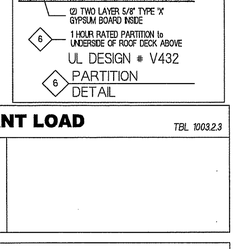

PARTITION NOTES:

1. ALL DIMENSIONS ON PLANS ARE TO FRAMING AND ARE ACTUAL DIMENSIONS. SEE DETAILS FOR FINISH DIMENSIONS AND ADDITIONAL NOTES.
2. ALL RATED PARTITIONS ARE TO BE FULL HEIGHT TO DECK ABOVE (FIRE STOP ALL DECK GAPS, PENETRATIONS ETC) PARTITIONS TO BE AIR TIGHT.
3. ALL DUCT PENETRATIONS ARE TO HAVE FIRE DAMPERS AT RATED PARTITIONS.
4. CONTRACTOR SHALL ENGINEER ALL WALLS & METAL FRAMING, & PROVIDE ALL REQUIRED, MFR. RECOMMENDED BRACING, REINFORCING, CLIPS, SIZE, & GAUGE STUDS AS REQUIRED BY MFR. OR INDUSTRY STANDARD.

OCCUPANT LOAD

TBL 1003.2.3

OCCUPANT LOAD

SPECIAL INSPECTIONS WILL BE REQUIRED FOR ALL MATERIALS AND WORK AS PER THE BUILDING CODE OF NEW YORK SECTION 1704

AREA BREAKDOWN

First Floor		Third Floor	
Retail:	4,916 Square Feet	Appartments:	14,507 Square Ft.
Fitness Room:	773 Square Feet	Circulation:	2,194 Square Feet
Apartment Lounge:	834 Square Feet		
Circulation:	2,831 Square Feet		
Appartments:	8,317 Square Feet		
Second Floor		**Fourth Floor**	
Appartments:	14,507 Square Feet	Appartments:	14,507 Square Ft.
Circulation:	2,194 Square Feet	Circulation:	2,194 Square Feet
Atrium:	1,505 Square Feet		

Martin A. Passante
Architect
Lic. NY,NJ,CT,PA,VA,MD,DE,KT,WV,LA,NV,AN
• Architecture
• Planning
• Interior Design
178 Bayview Ave. Northport, New York 11787
Phone: 1631 757-1114
E-Mail: martyp@mpsarchitects.com

Consultant

THESE PLANS ARE AN INSTRUMENT OF SERVICE AND THE PROPERTY OF THE ARCHITECT. INFRINGEMENTS WILL BE PROSECUTED.
CONTRACTOR AND SUBCONTRACTORS SHALL VERIFY ALL CONDITIONS AND DIMENSIONS AND ANY DISCREPANCIES SHALL BE REPORTED TO THE ARCHITECT PRIOR TO THE COMMENCEMENT OF ANY WORK.

Submissions & Revisions

No.	Date	Description
1	1/9/2018	PRELIM ISSUE TO OWNER
2	2/25/2019	ISSUE TO VILLAGE OF NEW HYDE PARK

REGISTERED ARCHITECT MARTIN A. PASSANTE STATE OF NEW YORK 023114

Project Location:

1208 3rd Ave. New Hyde Park, NY

Drawing Title: 4th Floor Constr. Plan

Project No.

Date: 2/22/2019

Drawing Scale:

Drawn By:

Checked By:

Drawing No. A-400 of

1 / A-500 **Third Ave. Elevation**

SCALE: 3/16" = 1'-0"



1 / A-500 **South 12th Street Elevation**

SCALE: 3/16" = 1'-0"

Martin A. Passante
Architect
Lic. NY/NJ/CT/PA/VA/MD/DE/KT/WV/LNV/N
• Architecture
• Planning
• Interior Design
178 Bayview Ave. Northport, New York 11787
Phone: (631) 747-7114
E-Mail: martypsp@optonline.net

Consultant

THESE PLANS ARE AN INSTRUMENT OF SERVICE AND ARE THE PROPERTY OF THE ARCHITECT. INFRINGEMENTS WILL BE PROSECUTED.
GENERAL CONTRACTOR TO VERIFY ALL DIMENSIONS AND CONDITIONS AND ANY DISCREPANCIES SHALL BE REPORTED TO THE ARCHITECT PRIOR TO THE COMMENCEMENT OF ANY WORK

1208 3rd Ave. New Hyde Park, NY

Submissions & Revisions

No.	Date	Description
1	1/9/2018	PRELIM ISSUE TO OWNER
2	2/25/2019	ISSUE TO VILLAGE OF NEW HYDE PARK

REGISTERED ARCHITECT
MARTIN A. PASSANTE
023114
STATE OF NEW YORK

Project Location:

Drawing Title:
EXTERIOR ELEVATIONS

Project No.

Date: 2/22/2019

Drawing Scale:

Drawn By:

Checked By:

Drawing No.
A-500



1 / A-500 **Adjacent Property Elevation**
SCALE: 3/16" = 1'-0"

1 / A-500 **Bear Place Elevation**
SCALE: 3/16" = 1'-0"

Consultant

THESE PLANS ARE AN INSTRUMENT OF SERVICE AND OR THE PROPERTY OF THE ARCHITECT. INFRINGEMENTS WILL BE PROSECUTED.
GENERAL CONTRACTOR TO VERIFY ALL CONDITIONS AND DIMENSIONS AT THE JOB SITE. DISCREPANCIES SHALL BE REPORTED TO THE ARCHITECT PRIOR TO THE COMMENCEMENT OF ANY WORK.

Martin A. Passante
Architect
Lic. NY/NJ/CT/PA/VA/MD/DE/KT/WV/LNV/N
• Architecture
• Planning
• Interior Design
178 Bayview Ave. Northport, New York 11787
Phone: (631) 747-1114
E-Mail: martyp@mparchitects.com

Submissions & Revisions

No.	Date	Description
1	1/9/2019	PRELIM ISSUE TO OWNER
2	2/25/2019	ISSUE TO VILLAGE OF NEW HYDE PARK

REGISTERED ARCHITECT
MARTIN A. PASSANTE
023114
STATE OF NEW YORK

Project Location:
1208 3rd Ave. New Hyde Park, NY

Drawing Title:
EXTERIOR ELEVATIONS

Project No.

Date: 2/22/2019

Drawing Scale:

Drawn By:

Checked By:

Drawing No.
A-501

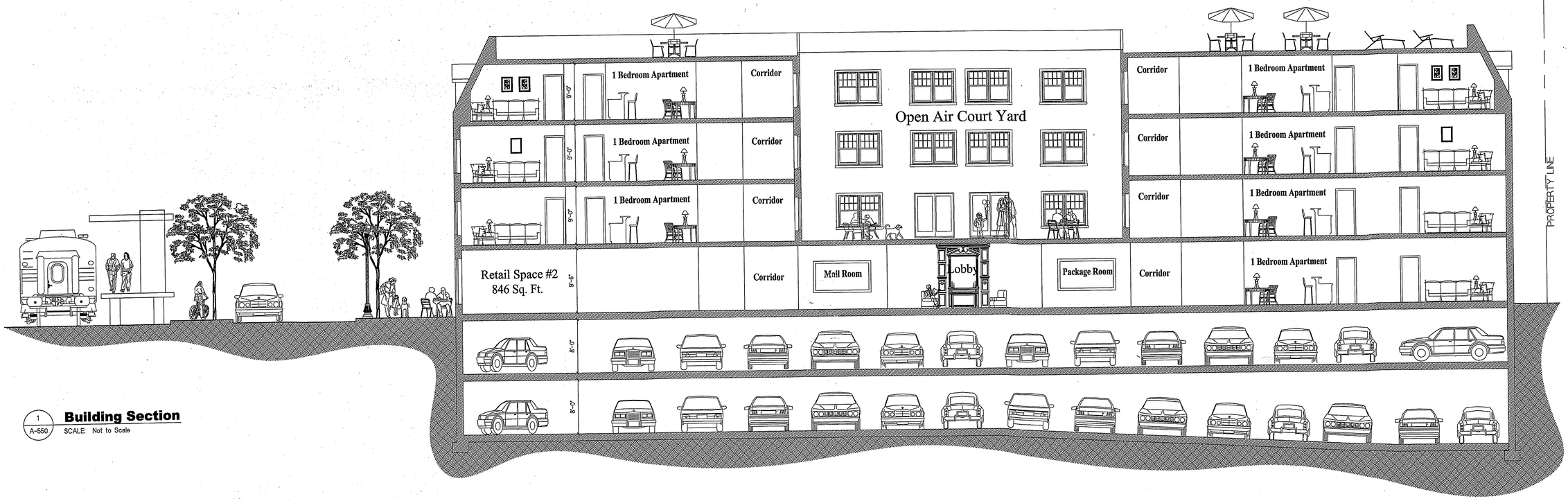

1 / A-550 **Building Section**
SCALE: Not to Scale

Martin A. Passante
Architect
Lic. NY,NJ,CT,PA,VA,MD,DE,KT,WV,IL,NV,IN
• Architecture
• Planning
• Interior Design
178 Bayview Ave. Northport, New York 11787
Phone: (631) 747-1114
E-Mail: martyp@jmparchitects.com

Consultant

THESE PLANS ARE AN INSTRUMENT OF SERVICE AND OR THE PROPERTY OF THE ARCHITECT. INFRINGEMENTS WILL BE PROSECUTED.
GENERAL CONTRACTOR TO VERIFY ALL CONDITIONS AND DIMENSIONS AT PREMISES. DISCREPANCIES SHALL BE REPORTED TO THE ARCHITECT PRIOR TO THE COMMENCEMENT OF ANY WORK.

1208 3rd Ave. New Hyde Park, NY

Submissions & Revisions

No.	Date	Description
1	1/8/2019	PRELIM ISSUE TO OWNER
2	2/25/2019	ISSUE TO VILLAGE OF NEW HYDE PARK

REGISTERED ARCHITECT
MARTIN A. PASSANTE
023114
STATE OF NEW YORK

Project Location:

Drawing Title:
BUILDING SECTION

Project No.

Date: 2/22/2019
Drawing Scale:
Drawn By:
Checked By:

Drawing No.
A-550
of

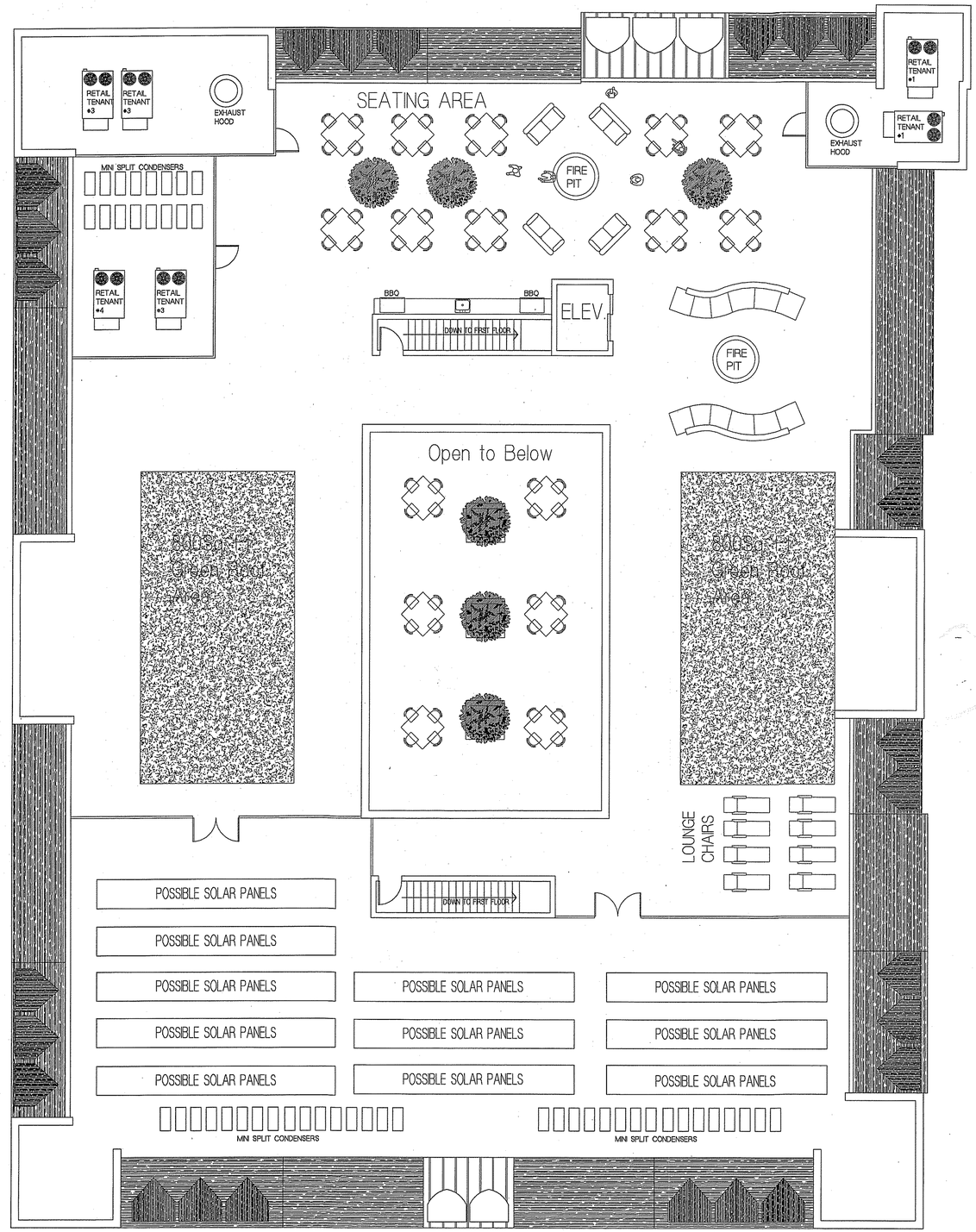

1 A-600 **Roof Plan**
SCALE: 1/8"=1'-0"

Martin A. Passante
Architect
Lic. NY,NJ,CT,PA,VA,MD,DE,KT,WV,IL,NV,IN
- Architecture
- Planning
- Interior Design

178 Bayview Ave, Northport, New York 11787
Phone: (631) 747-1114
E-Mail: martype@mparchitects.com

Consultant

THESE PLANS ARE AN INSTRUMENT OF SERVICE AND OR THE PROPERTY OF THE ARCHITECT. INFRINGEMENTS WILL BE PROSECUTED.
GENERAL CONTRACTOR TO VERIFY ALL CONDITIONS AT PREMISES. DISCREPANCIES SHALL BE REPORTED TO THE ARCHITECT PRIOR TO THE COMMENCEMENT OF ANY WORK.

1208 3rd Ave. New Hyde Park, NY

Submissions & Revisions

No.	Date	Description
1	1/9/2018	PRELIM ISSUE TO OWNER
2	2/25/2019	ISSUE TO VILLAGE OF NEW HYDE PARK

REGISTERED ARCHITECT MARTIN A. PASSANTE 023114 STATE OF NEW YORK

Project Location:
ROOF PLAN

Drawing Title:

Project No.

Date: 2/22/2019 | Drawing Scale:

Drawn By: | Checked By:

Drawing No.
A-600 of